

University of Luxembourg

Key Performance Indicators 2019

Solicited under the "Contrat d'Etablissement Pluriannuel entre l'Etat et l'Université du Luxembourg 2018-2021"

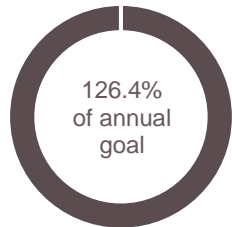
MAISON DU SAVOIR

Table of Contents

Progress 2018-2021 – Initial Goals	3
Progress 2018-2021 – New Goals	4
Initial vs New Goals - Overview	5
Research and Development Indicators	6
Publication intensity	7
First quartile publications	8
Top 10% publications	9
Joint publications with other Luxembourg research institutions	10
New ERC grants	11
Ph.D. degrees awarded	12
Patents submitted	13
PPP-funded doctoral candidates and postdoctoral researchers	14
Financial Indicators	15
Competitive funding	
National funding	16
International	17
Collaborative funding	18
Other Indicators	19
Mobility ECTS	20
Accreditation	21
Female full professors	22
Annex: Initial Goals 2018 - 2021	23

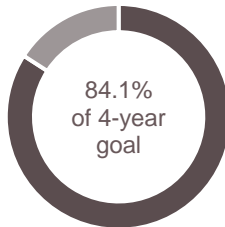
Progress 2018-2021 – Initial goals

Publication intensity



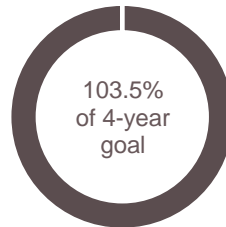
Annual average:
1.6 publications
per researcher

First quartile publications



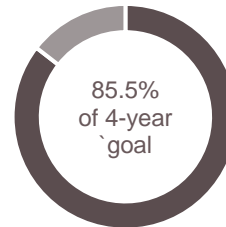
Goal 18/21: 2000

Top 10% publications



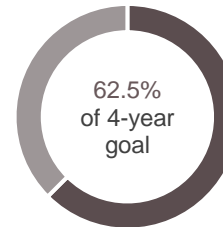
Goal 18/21: 1000

Joint publications with other LIs



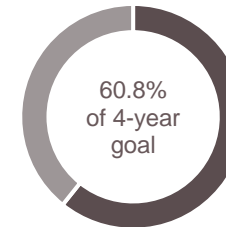
Goal 18/21: 200

New ERC grants



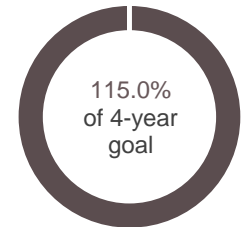
Goal 18/21: 8

Ph.D. degrees awarded



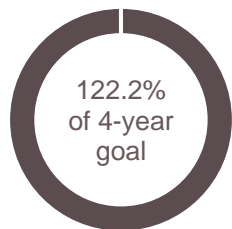
Goal 18/21: 400

Patents submitted



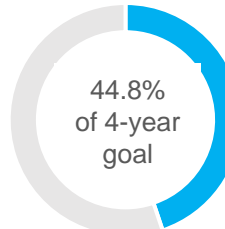
Goal 18/21: 20

PPP-funded doctoral candidates and postdoctoral researchers



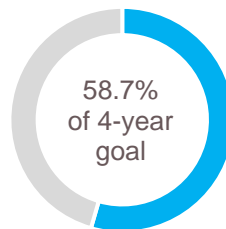
Goal 18/21:
45 positions

Competitive funding - National



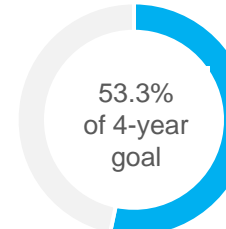
Goal 18/21: 150 M
euros

Competitive funding - International (H2020 / FP9)



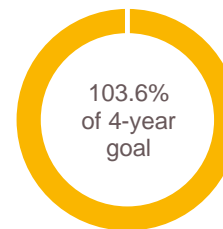
Goal 18/21: 25 M
euros

Collaborative funding



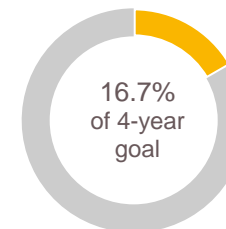
Goal 18/21: 68 M
euros

Mobility ECTS



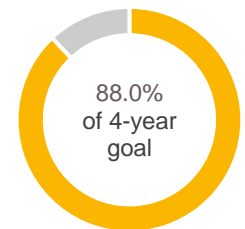
Annual average:
25 ECTS

Accreditation



Goal 18/21: 6
BA/MA prog.
accredited

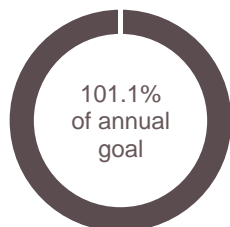
Female full professors



Goal 18/21:
30% ratio increase

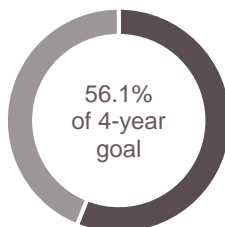
Progress 2018-2021 – New goals

Publication intensity



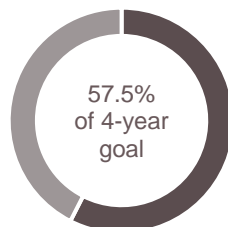
Annual average:
2.0 publications
per researcher

First quartile publications



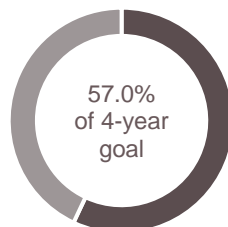
Goal 18/21: 3000

Top 10% publications



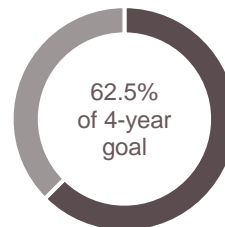
Goal 18/21: 1800

Joint publications with other LIs



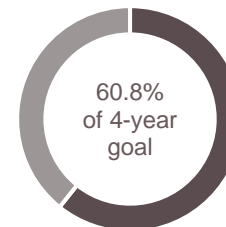
Goal 18/21: 300

New ERC grants



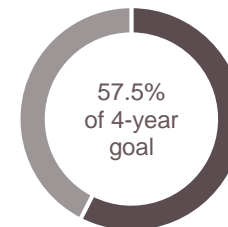
Goal 18/21: 8

Ph.D. degrees awarded



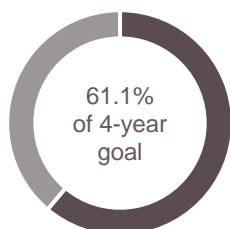
Goal 18/21: 400

Patents submitted



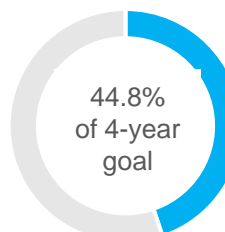
Goal 18/21: 40

PPP-funded doctoral candidates and postdoctoral researchers



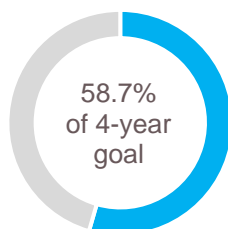
Goal 18/21:
90 positions

Competitive funding - National



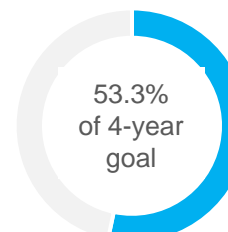
Goal 18/21: 150 M
euros

Competitive funding - International (H2020 / FP9)



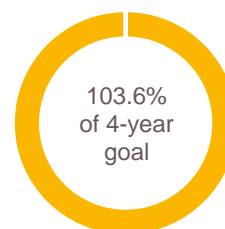
Goal 18/21: 25 M
euros

Collaborative funding



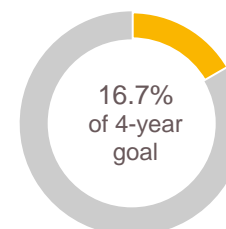
Goal 18/21: 68 M
euros

Mobility ECTS



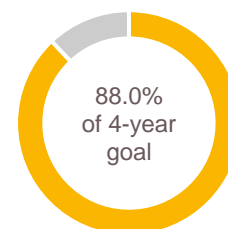
Annual average:
25 ECTS

Accreditation



Goal 18/21: 6
BA/MA prog.
accredited

Female full professors



Goal 18/21:
30% ratio increase

Initial vs New Goals - Overview

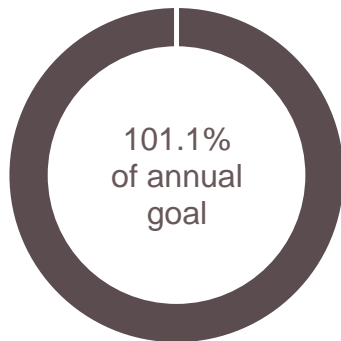
Indicator	Initial goal*	Performance	New goal*	Performance
Publication intensity	1.6	126.4% achieved	2.0	101.0% achieved
First quartile publications	2000	84.1% achieved	3000	56.1% achieved
Top 10% publications	1000	103.5% achieved	1800	57.5% achieved
Joint publications with other LIs	200	85.5% achieved	300	57.0% achieved
New ERC grants	8	62.5% achieved	8	62.5% achieved
Ph.D. degrees awarded	400	60.8% achieved	400	60.8% achieved
Patents submitted	20	115.0% achieved	40	57.5% achieved
PPP-funded doctoral candidates and postdoctoral researchers	45	122.2% achieved	90	61.1% achieved
Competitive funding - national	150 M	44.8% achieved	150 M	44.8% achieved
Competitive funding – international	25 M	58.7% achieved	25 M	58.7% achieved
Collaborative funding	68 M	53.3% achieved	68 M	53.3% achieved
Mobility ECTS	25	103.6% achieved	25	103.6% achieved
Accreditation	6	16.7% achieved	6	16.7% achieved
Female full professors	30% ratio increase	88.0% achieved	30% ratio increase	88.0% achieved

* All the goals are cumulative (2018/2021) except for publication intensity and mobility ECTS.

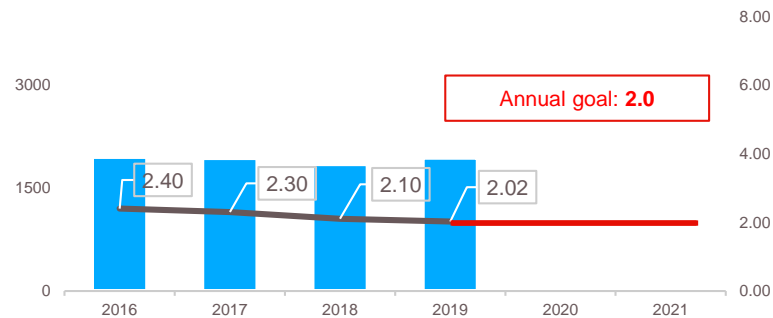
Research and Development Indicators

Intensité de publication: *nombre de publications scientifiques à comité de lecture scientifique par chercheur par année*

**Goal 18/21
2.0 annually**



Number of publications in 2019 and number of publications by researcher versus contractual goal



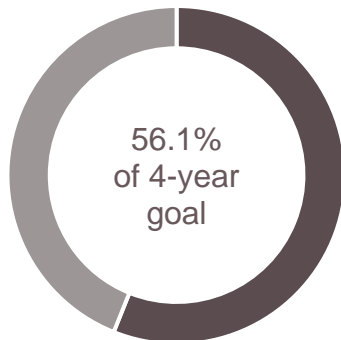
Number of publications in 2019, by type of publication



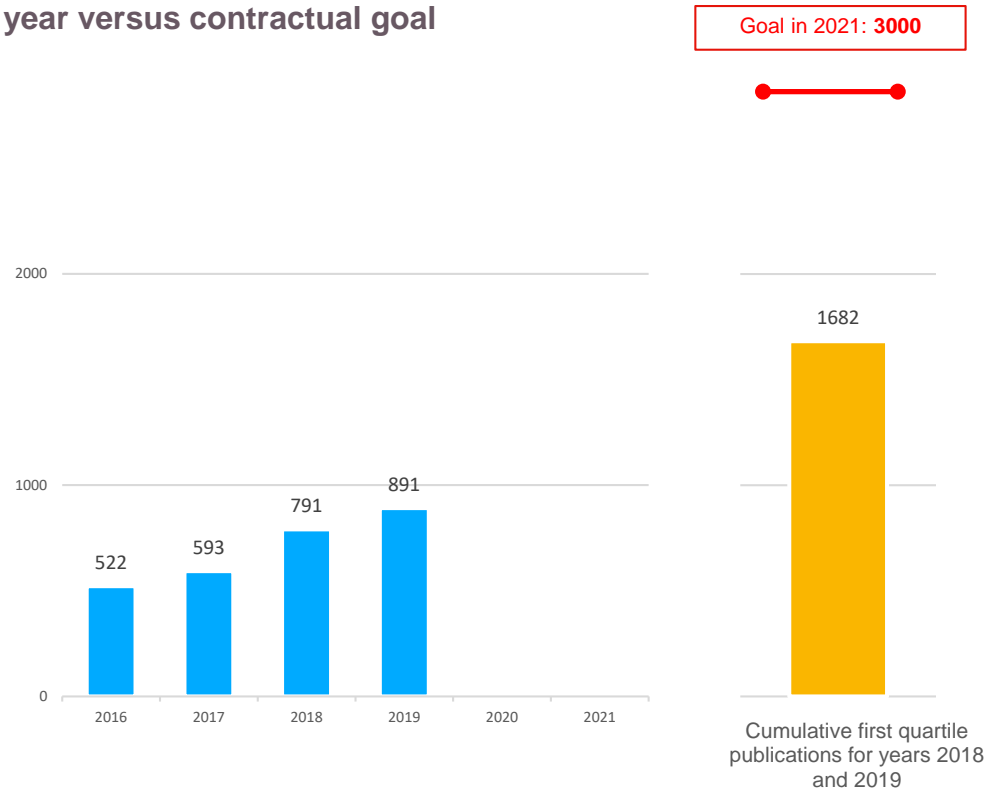
First quartile publications - New goal

Premier quartile Q1 : *nombre d'articles scientifiques publiés dans des revues de premier quartile, basé sur le facteur d'impact normalisé du champ*

Goal 18/21
3000



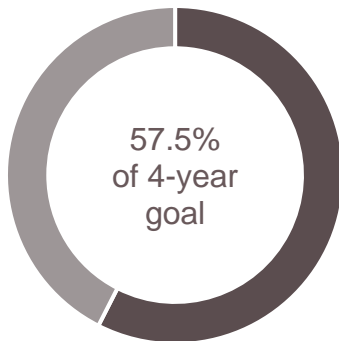
Number of first quartile, Q1, peer-reviewed publications by year versus contractual goal



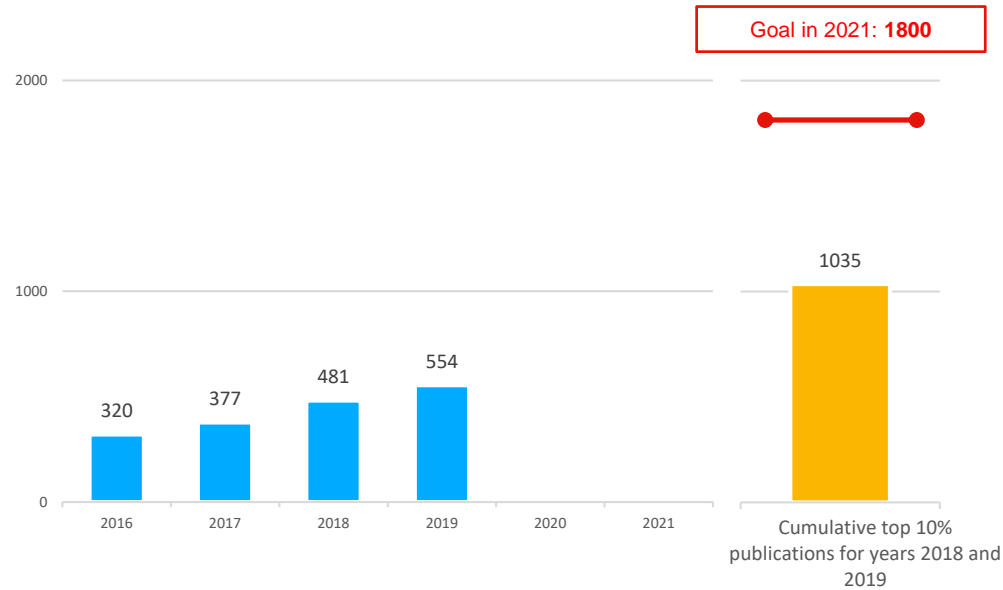
Top 10% publications - New goal

Top 10%: nombre d'articles scientifiques publiés dans des revues classées dans le top 10%, basé sur le facteur d'impact normalisé du champ

**Goal 18/21
1800**



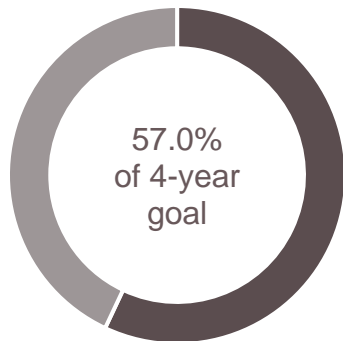
Number of top 10% peer-reviewed publications by year versus contractual goal



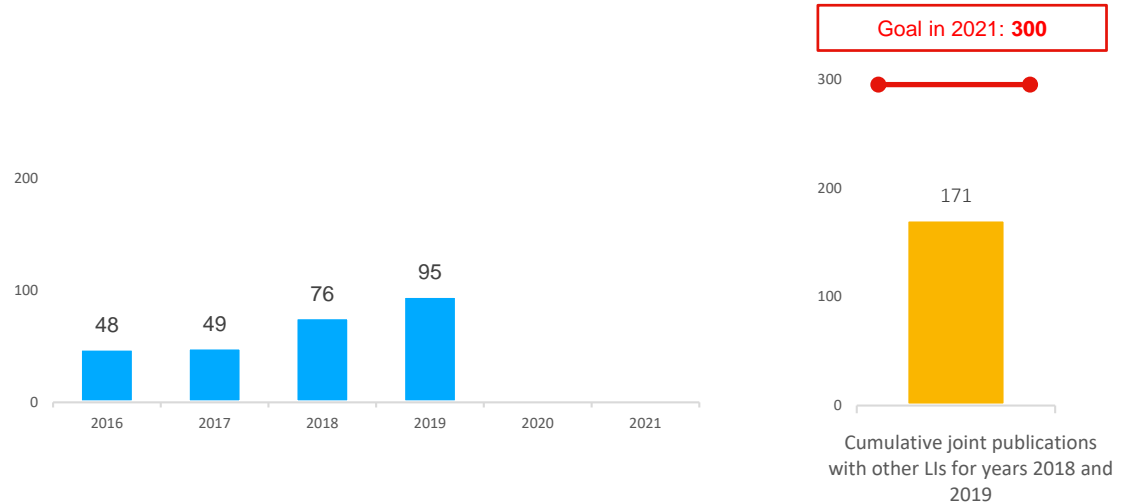
Joint publications - New goal

Publications conjointes : nombre de publications scientifiques [...] conjointes entre au moins un auteur de l'Université et [...] un auteur d'une ou plusieurs institutions de recherche luxembourgeoises

Goal 18/21
300



Number of joint peer-reviewed publications by year versus contractual goal



Joint publications observed with:



LUXEMBOURG INSTITUTE OF HEALTH
RESEARCH DEDICATED TO LIFE

2018: 29
2019: 38



LUXEMBOURG INSTITUTE OF SCIENCE AND TECHNOLOGY LIST

2018: 36
2019: 49

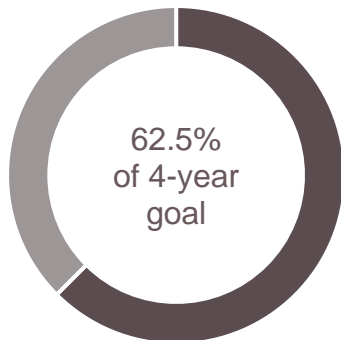


LISER
LUXEMBOURG INSTITUTE OF SOCIO-ECONOMIC RESEARCH

2018: 9
2019: 8

Bourses ERC : *nombre de nouvelles bourses du Conseil européen de la Recherche (ERC)*

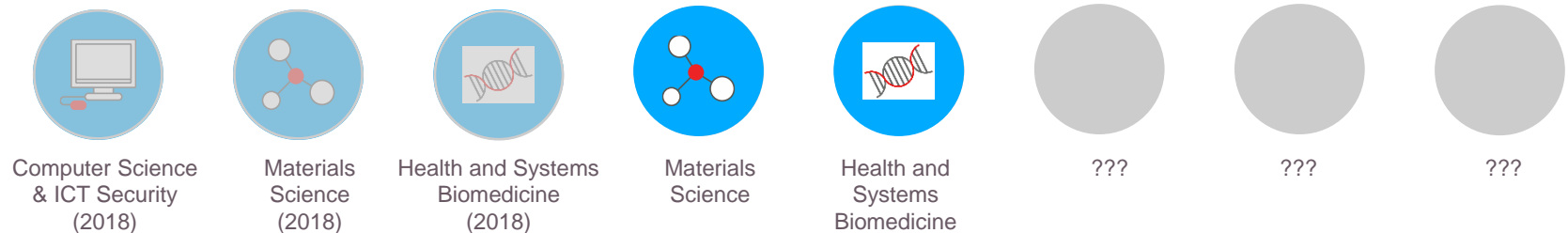
Goal 18/21
8



List of research projects awarded an ERC grant, by researcher name and grant type

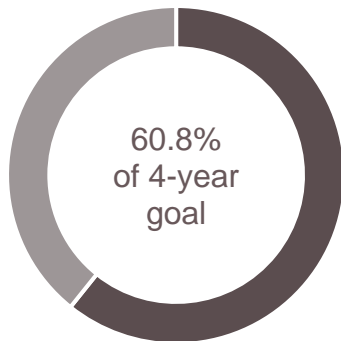
Year	Researcher name	Grant type	Project
2019	Lagerwall, Jan	PoC	Verifying authenticity with liquid crystal-derived anti-theft encoding
	Wilmes, Paul	Consolidator	ExpoBiome: Deciphering the impact of exposures from the gut microbiome-derived molecular complex in human health and disease
2018	Coron, Jean-Sebastien	Advanced	CLOUDMAP: Cloud Computing via Homomorphic Encryption and Multilinear Maps
	Brida, Daniele	Consolidator	Ultrafast Tunneling Microscopy by Optical Field Control of Quantum Currents – UpTEMPO
	Leist, Anja	Starting	Cognitive Aging: From Educational Opportunities to Individual Risk Profiles - CRISP

Research projects by theme/pillar

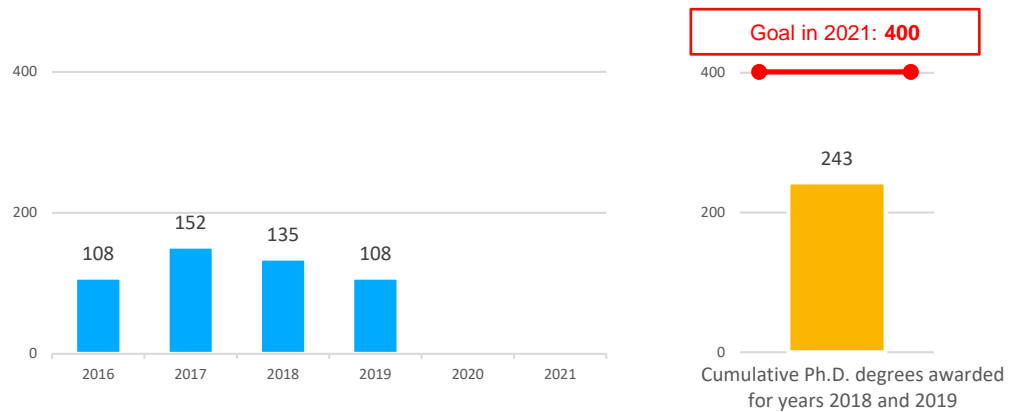


Thèses soutenues : *nombre de thèses soutenues*

Goal 18/21
400



Number of Ph.D. degrees awarded versus contractual goal



897

PhD registrations in winter term 2018/19 (of which 131 contracted with Luxembourgish research institutions)

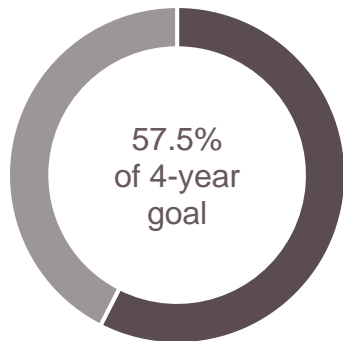
Number of Ph.D. degrees awarded by discipline as defined under the Frascati manual*

	Total	Natural Sciences	Engineering and Technology	Medical and Health Sciences	Social Sciences	Humanities and The Arts
2016/2017	152	13	51	22	53	13
2017/2018	135	25	42	18	39	11
2018/2019	108	18	38	18	24	10

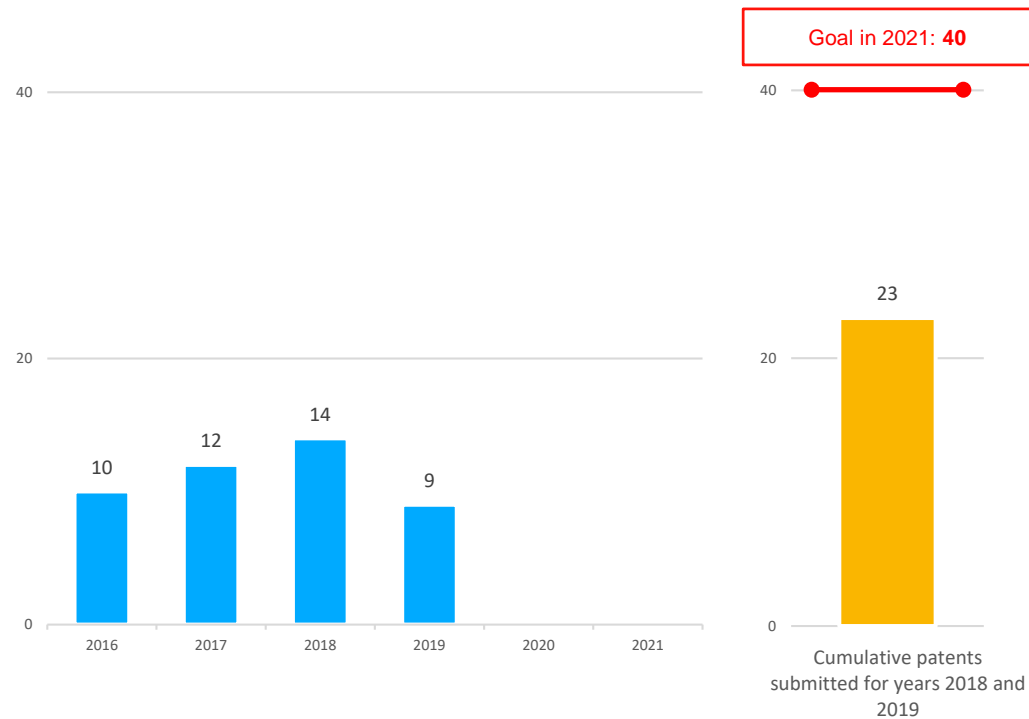
* 0 observations for Agricultural and veterinary sciences and as such left out from the table.

Brevets soumis : *Nombre de brevets soumis OLB ou OEB ou OAB*

Goal 18/21
40



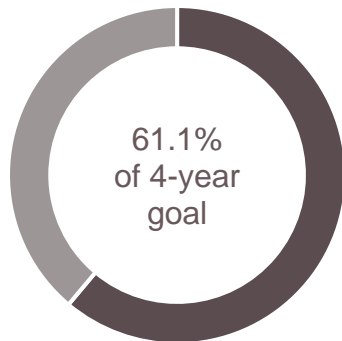
**Total number of patents submitted, per year and cumulative,
versus contractual goal**



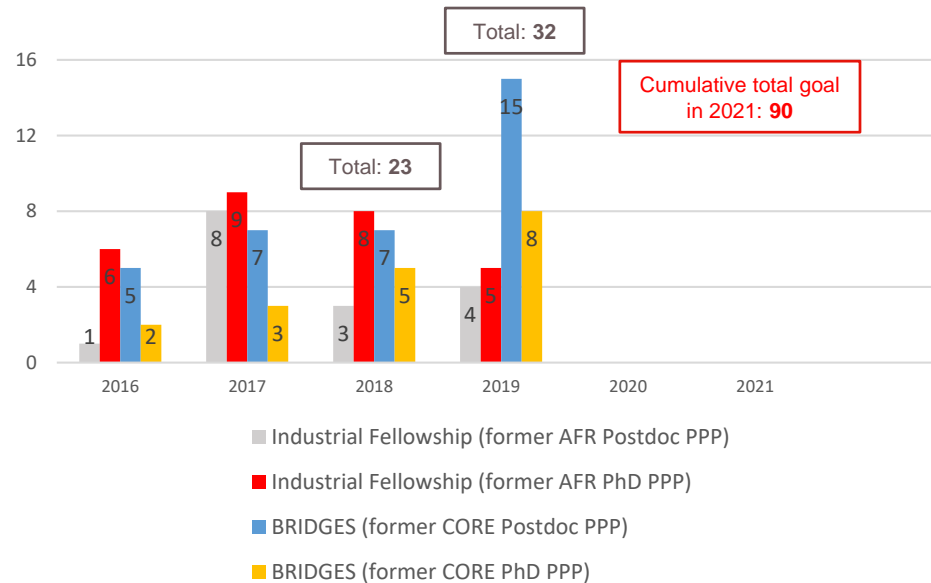
PPP-funded doctoral candidates and postdoctoral researchers - New goal

Partenariats : nombre de doctorants et post-doctorants en PPP (Industrial Fellowships, BRIDGES) nouvellement acquis

Goal 18/21
90



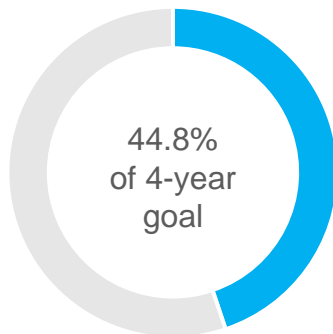
Total number of PPP positions, per year and type of fellowship, versus contractual goal



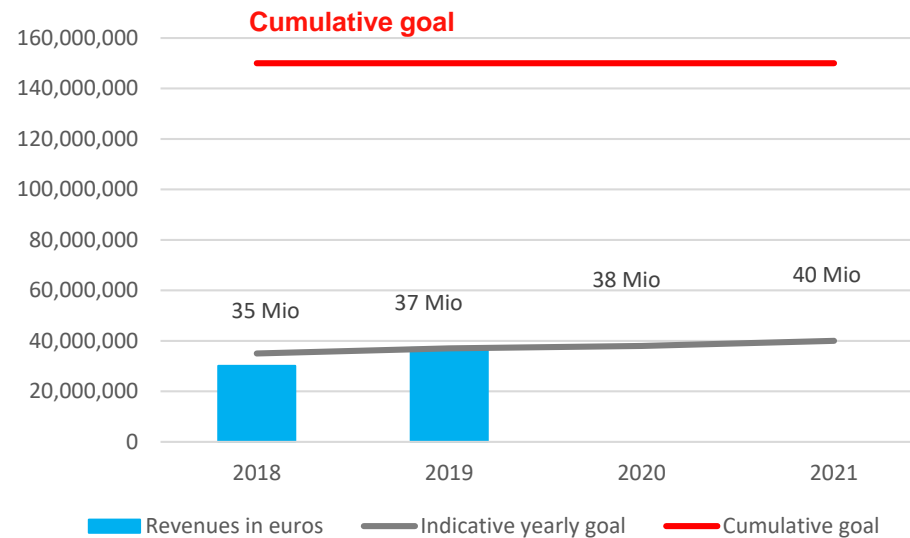
Financial Indicators

Financement compétitif national (en millions d'euro)

Goal 18/21
150

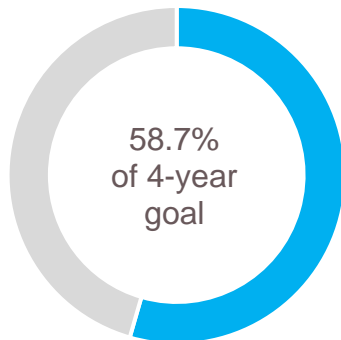


Total revenues (in euros) from national competitive funding sources by year versus contractual goals

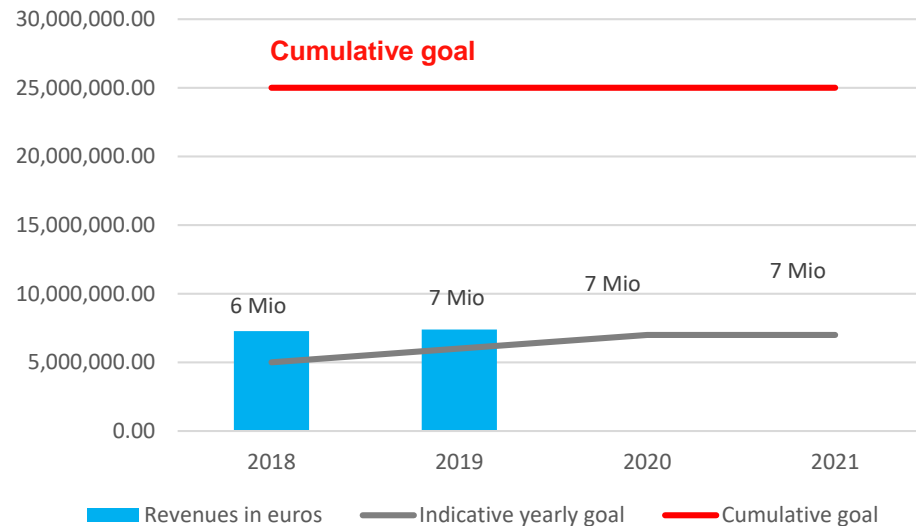


Financement compétitif international (en millions d'euro)

Goal 18/21
25

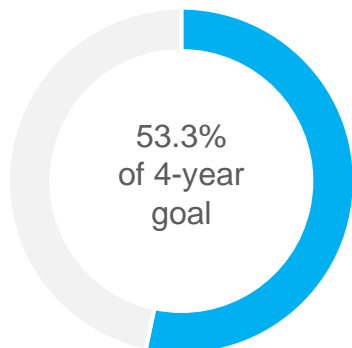


Total revenues (in euros) from international competitive funding sources by year versus contractual goals

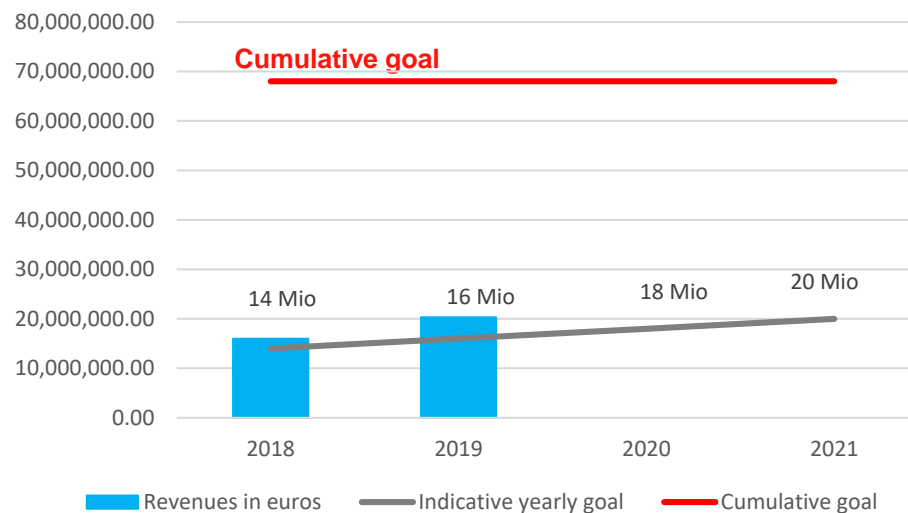


Financement collaboratif (en millions d'euro)

Goal 18/21
68



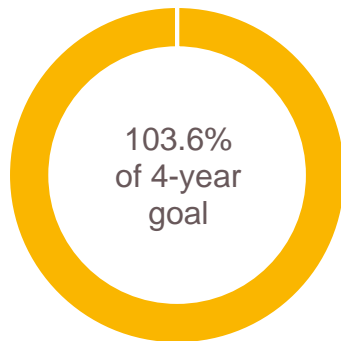
Total revenues (in euros) from collaborative funding sources by year versus contractual goals



Other Indicators

Moyenne de crédits ECTS validés comme crédits obtenus pendant le parcours de mobilité [...] par les étudiants inscrits dans les programmes d'études menant au grade de bachelor pendant leur semestre de mobilité

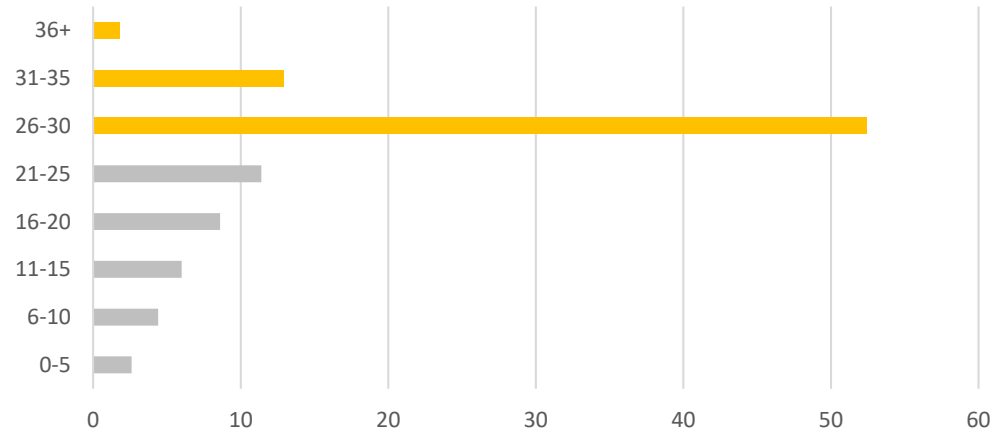
Goal 18/21
25



25.91 ECTS

Average number of credits
registered for outgoing
students in academic year
18/19

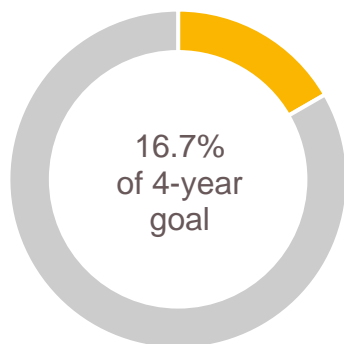
Distribution of outgoing students by number of ECTS registered during a mobility semester in academic year 2018/2019



Percentage of all outgoing students with registered ECTS.
Number of students: 502

Accréditation par une agence inscrite à l'EQAR ou par AACSB, EQUIS, AMBA
d'un [...] bachelor et d'un [...] master par faculté

Goal 18/21
6



Goal completion by faculty and degree level

	BA	MA
FSTM		
FDEF		✓
FHSE		

List and number of accredited study programmes by agency and end year validity*

Faculty	Study programme	Agency	Status	End year validity
FDEF	MSc in Finance and Economics	FIBAA	Accredited	WS 2020/2021
FDEF	MSc in Quantitative Economics and Finance	FIBAA	Accredited	WS 2020/2021
FDEF	Master in Entrepreneurship and Innovation	FIBAA	Accredited	WS 2020/2021
FDEF	Master in Accounting and Audit	FIBAA	Accredited	WS 2020/2021
FDEF	Master in Wealth Management	FIBAA	Accredited	WS 2020/2021
FDEF	MA in European and International Tax Law LLM	FIBAA	Accredited	WS 2024/2025
FDEF	MA in European and Banking and Financial Law LLM	FIBAA	Accredited	WS 2024/2025
FDEF	MA in European Business Law LLM	FIBAA	Accredited	WS 2024/2025
FDEF	MA in European Economic and Financial Criminal Law LLM	FIBAA	Accredited	WS 2024/2025
FDEF	MA in European Union Law and Litigation	FIBAA	Accredited	WS 2024/2025
FDEF	MA in Space, Communication and Media Law LLM	FIBAA	Accredited	WS 2024/2025

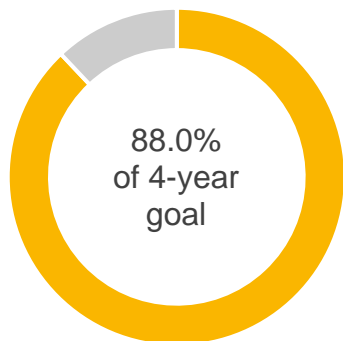
Total for FDEF: 11 MA programmes

NOTE: In 2019 FSTM signed a contract for accreditation of the following programmes: Bachelor in Applied Information Technology, Bachelor in Applied Information Technology – Continuing Education Programme and Master in Information and Computer Sciences.

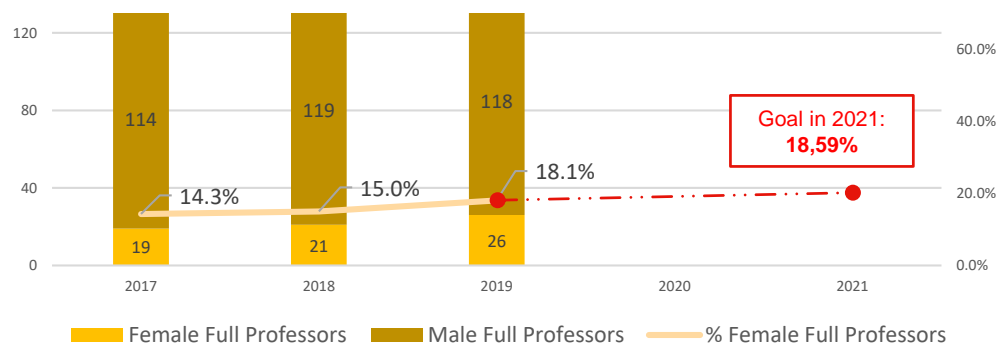
Female full professors – Goal

Augmentation de 30% (par rapport à la situation au 31 décembre 2017) de la proportion des femmes professeurs ordinaires [...] au nombre total de professeurs ordinaires

Goal 18/21
30% increase



Share of female full professors among all full professors, as percentage (headcount)



26.4% increase
between 31.12.2017 and
31.12.2019

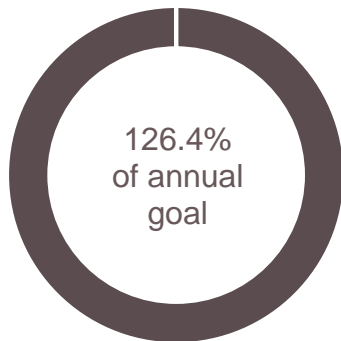
Total arrivals/departures of full professors in 2019 by gender

	Arrival*	Departure
Female	5	0
Male	4	5

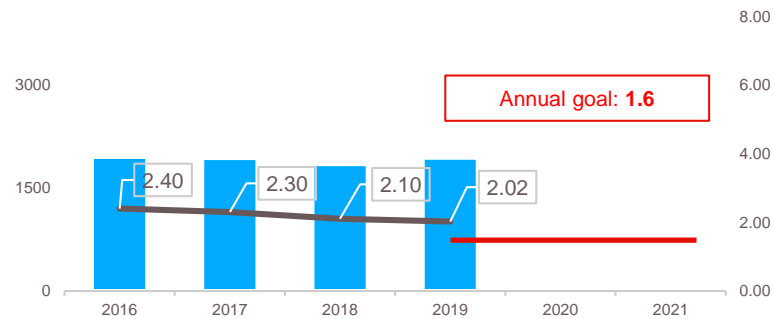
Annex

Intensité de publication: *nombre de publications scientifiques à comité de lecture scientifique par chercheur par année*

**Goal 18/21
1.6 annually**



Number of publications in 2019 and number of publications by researcher versus contractual goal

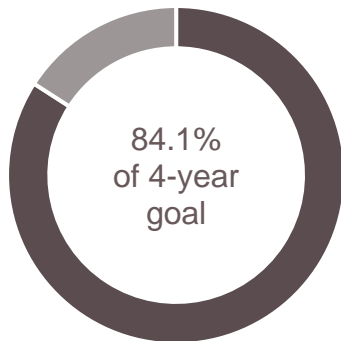


Number of publications in 2019, by type of publication

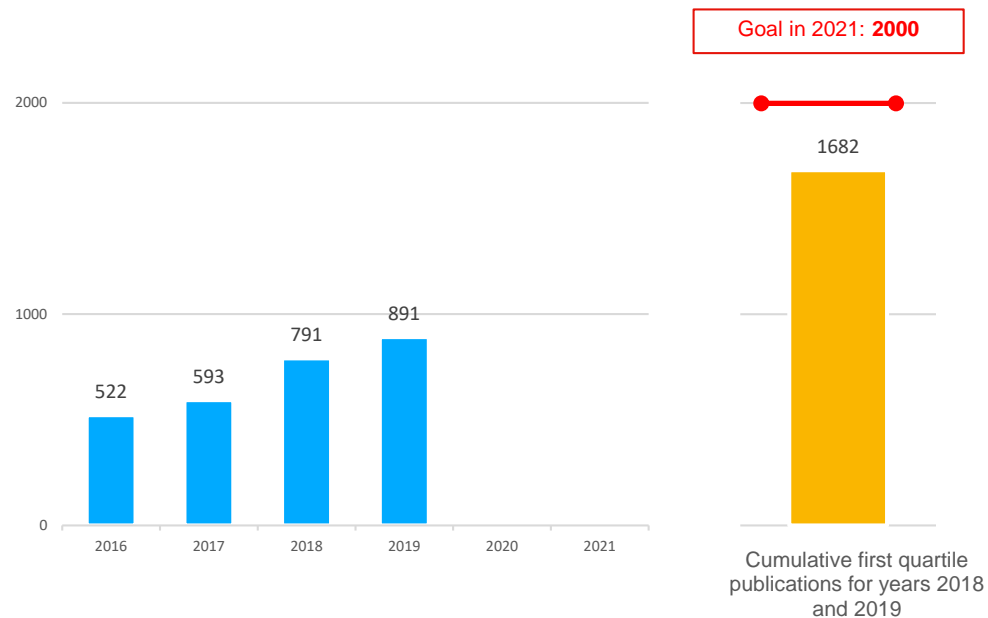


Premier quartile Q1 : *nombre d'articles scientifiques publiés dans des revues de premier quartile, basé sur le facteur d'impact normalisé du champ*

**Goal 18/21
2000**



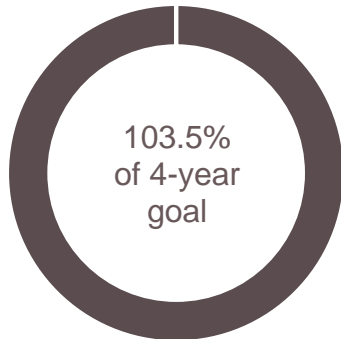
Number of first quartile, Q1, peer-reviewed publications by year versus contractual goal



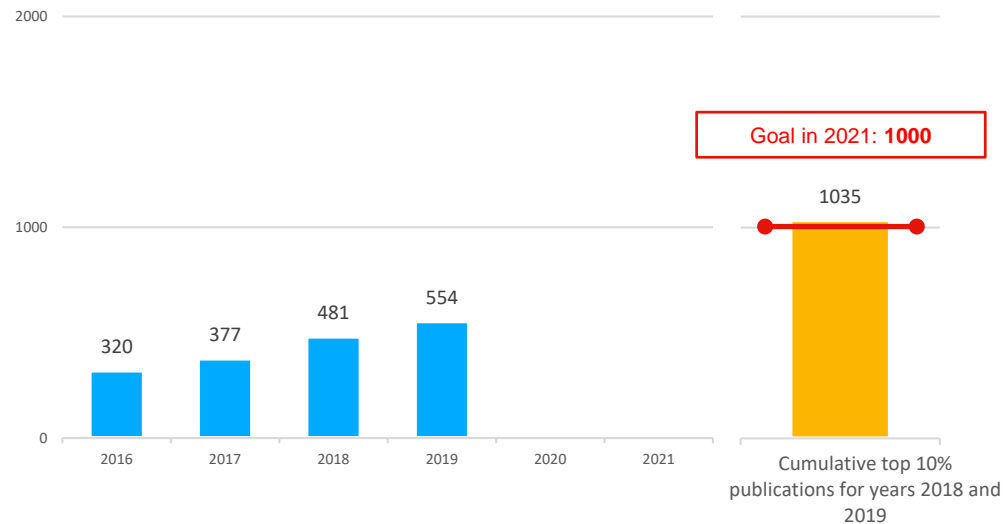
Top 10% publications - Initial goal

Top 10%: nombre d'articles scientifiques publiés dans des revues classées dans le top 10%, basé sur le facteur d'impact normalisé du champ

**Goal 18/21
1000**



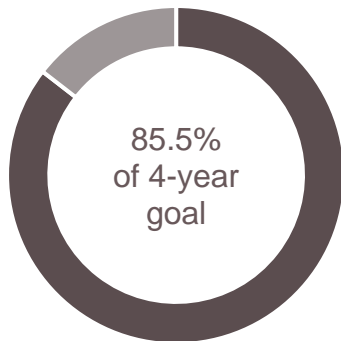
Number of top 10% peer-reviewed publications by year versus contractual goal



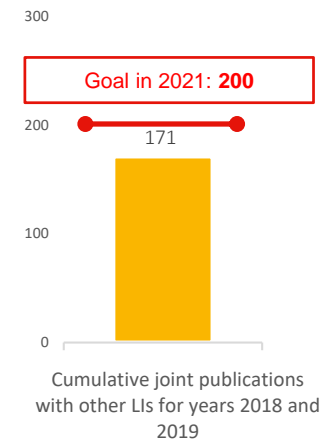
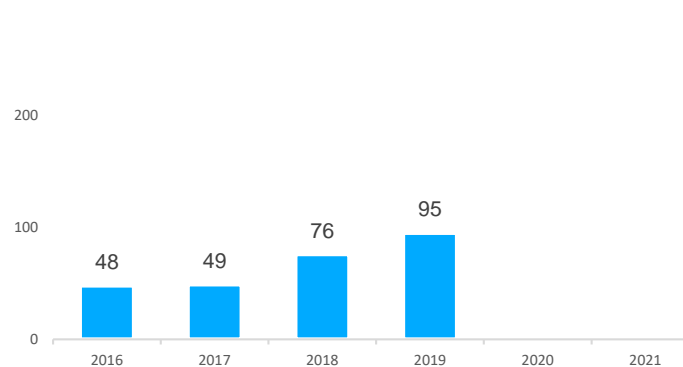
Joint publications - Initial goal

Publications conjointes : nombre de publications scientifiques [...] conjointes entre au moins un auteur de l'Université et [...] un auteur d'une ou plusieurs institutions de recherche luxembourgeoises

Goal 18/21
200



Number of joint peer-reviewed publications by year versus contractual goal



Joint publications observed with:



LUXEMBOURG INSTITUTE OF HEALTH
RESEARCH DEDICATED TO LIFE

2018: 29
2019: 38



LUXEMBOURG INSTITUTE OF SCIENCE AND TECHNOLOGY | **LIST**

2018: 36
2019: 49

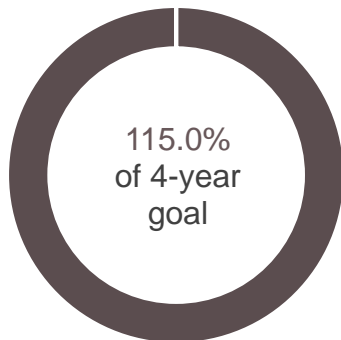


LISER
LUXEMBOURG INSTITUTE OF SOCIO-ECONOMIC RESEARCH

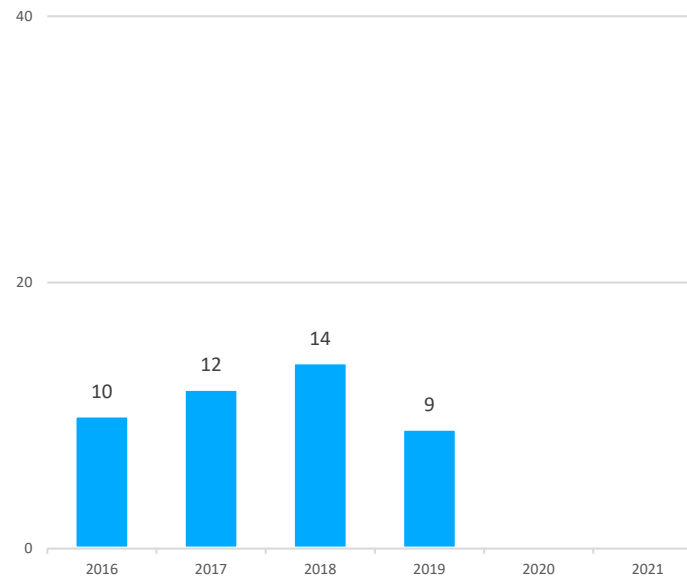
2018: 9
2019: 8

Brevets soumis : *Nombre de brevets soumis OLB ou OEB ou OAB*

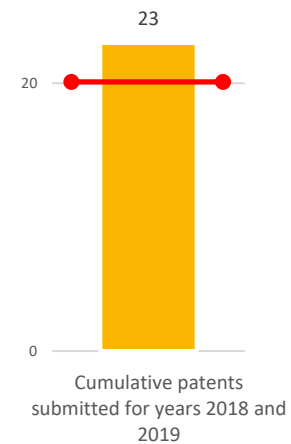
Goal 18/21
20



Total number of patents submitted, per year and cumulative, versus contractual goal



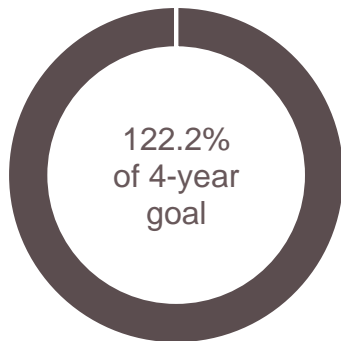
Goal in 2021: 20



PPP-funded doctoral candidates and postdoctoral researchers - Initial goal

Partenariats : nombre de doctorants et post-doctorants en PPP (Industrial Fellowships, BRIDGES) nouvellement acquis

Goal 18/21
45



Total number of PPP positions, per year and type of fellowship, versus contractual goal

