



MSc in Finance and Economics – Banking Track Employability Survey Graduates 2022

Content

1. Methodology	3
1.1. Characteristics of graduates	3
1.2. Investigation protocol	3
1.3. Characteristics of respondents	3
1.3.1. <i>“Respondents” numbers</i>	3
1.3.2. <i>EU and non-EU repartition</i>	3
2. Survey results	3
2.1. Status	3
2.2. Repartition between the public and private sector among employed	4
2.3. Geographic distribution	4
2.4. Link between the internship host company/institution and the current employer	4
2.5. EU and non-EU repartition among employed and non-employed	5

1. Methodology

1.1. Characteristics of graduates

The MSc in Finance and Economics – Banking track **13 graduates in 2022**.

1.2. Investigation protocol

At this stage, the University/Faculty do not have a deep employability survey for each Master programmes and tracks. The data of this survey have been collected with the help of the Alumni Office of the University. No questionnaire has been sent to the graduates. The data are coming from the LinkedIn social network. Each individual will be called “*respondents*”

The survey looks at the situation of graduates in the November 7th, i.e., **2 months after the examination board**.

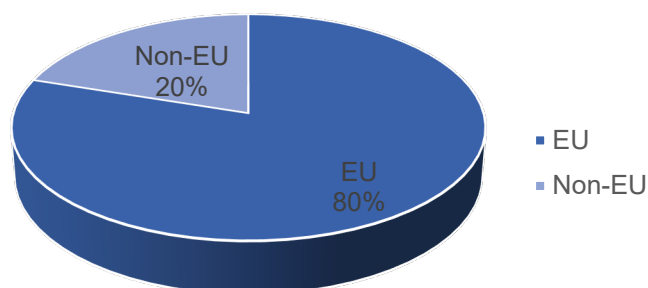
1.3. Characteristics of respondents

1.3.1. “Respondents” numbers

10 graduates were found on LinkedIn, representing **76.92% of the graduates**.

1.3.2. EU and non-EU repartition


The respondents are **mainly EU-European (or EU citizens) (80%)**.



EU/Non-EU	Number
EU	8
Non-EU	2
Total	10

2. Survey results

2.1. Status



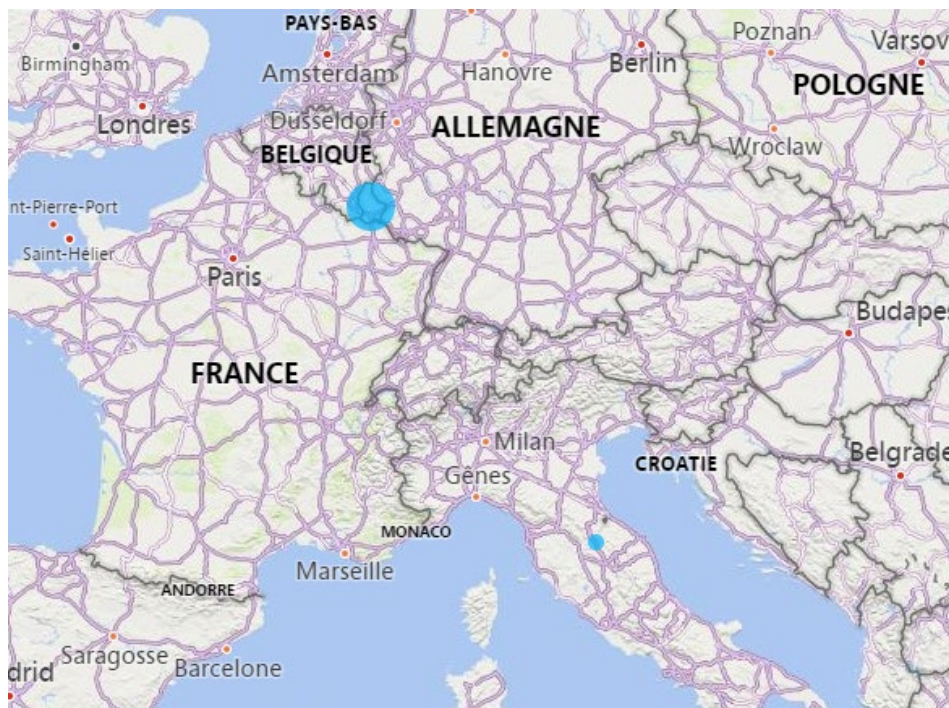
80 % of the respondents indicated in their profile that they are **employed**. **10% (1)** is declared as **intern** (profile not updated). **10% (1)** is **currently unemployed**.

2.2. Repartition between the public and private sector among employed

Among the 10 respondents declared as employed, **100% are working in the private sector**.

Some examples of employers: Alter Domus, Deloitte, UBS Europe SE (Luxembourg Branch), Arendt Services S.A., EY, VP Bank (Luxembourg) SA, BNP Paribas Asset Management

2.3. Geographic distribution



Among the 10 respondents declared as employed, **80% are working in Luxembourg and 10% in Italy**.

2.4. Link between the internship host company/institution and the current employer

Among the 10 respondents declared as employed, **7 did an internship**. Among these 7 graduates, **5 (71.42%) are employed by the company/institution where they made their internship**.

2.5. EU and non-EU repartition among employed and non-employed

50% of the 2 non-EU graduates are declared as employed.